



Child Maltreatment 2009

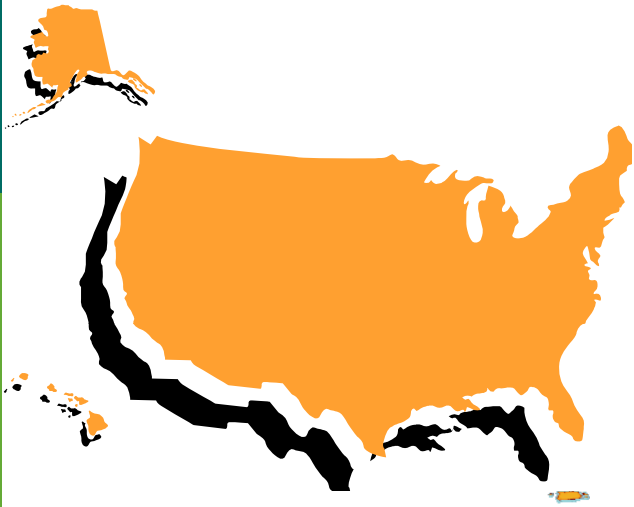
Key Findings

Dr. John A. Gaudiosi
NCANDS COTR
john.gaudiosi@acf.hhs.gov


Dr. Ying-Ying Yuan
NCANDS Technical Team/WRMA
yyyuan@wrma.com

Highlights from Child Maltreatment 2009
April 14, 2011

National Child Abuse and Neglect Data System (NCANDS)





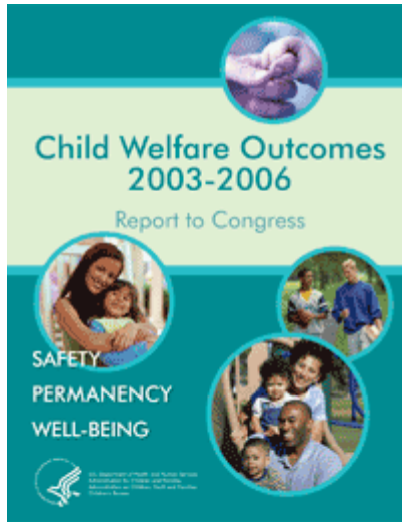


50 States
District of Columbia
Commonwealth of Puerto Rico



Collecting data since 1990

NCANDS Data Usage



The AFCARS Report





Child Maltreatment Reports and Data

- The Child Maltreatment reports are located on the Children's Bureau Web site at:

http://www.acf.hhs.gov/programs/cb/stats_research/index.htm#can


- Researchers can access the data from the National Data Archive on Child Abuse and Neglect at Cornell

<http://www.ndacan.cornell.edu>

FFY 2009

52 States reported data on:

- Reports
- Children
- Victims
- Fatalities
- Perpetrators
- Services

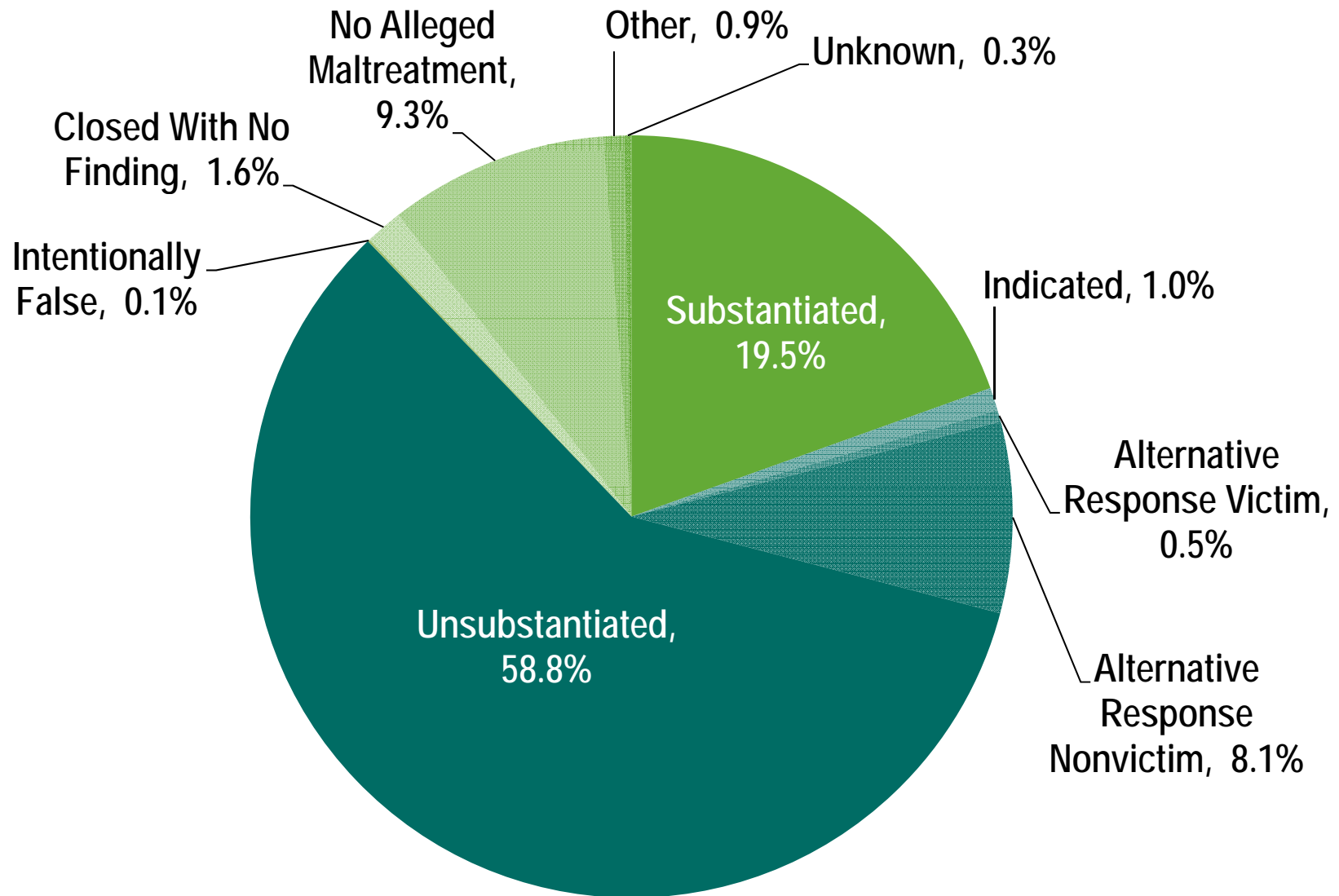




Child Victims

- NCANDS victim: a child for whom the State determined at least one maltreatment was substantiated or indicated and a disposition of substantiated, indicated, or alternative response victim was assigned.
- Unique count:
 - Rate 9.3 per 1,000 children in the population
 - National estimate 702,000 unique count of victims

All Child Dispositions, 2009



Children 0-5 (based on 50 States)

→ About 1.2 million children 0-5 received a **response** from CPS

- This is 40 percent of the more than 3 million children who received a response.

→ About 315,000 were found to be **victims**.

- This is 26 percent of children who received a response.

→ Nearly 890,000 were **not** found to be **victims**.

- This is 74 percent of children who received a response.

Characteristics of Children 0-5

- Proportions of males slightly more than females for victims and non-victims.
- Proportions of African-Americans, Whites, and Hispanics about the same: 20%, 42%, 21% for victims and non-victims.
- 85% of victims were neglected; 15% were physically abused; and 7% were emotionally maltreated.
- 3% were sexually abused compared to 9.5% of all victims.

Characteristics of Children 0-5

Removals

- More than half of all removals concerning victims of maltreatment concerned children 0-5
- Approximately 101,000 removal events concerned children 0-5

Fatalities

- 87 percent of all fatalities due to child abuse and neglect were children 0-5 (approximately 1,100 children)



Conclusions

- Over a million young children come to the attention of CPS each year
- Of these more than 300,000 are found to have been victims of maltreatment.
- 101,000 removal events concern young children (both victims and non-victims)
- Approximately 1,100 young children die each year of child abuse and neglect.